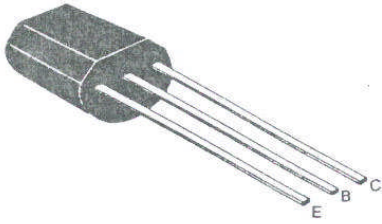


TRANSISTOR 三極管(SOUTH KOREA SEMICONDUCTOR)

SK8050

www.DataSheet4U.com



TO-92

2W OUTPUT AMPLIFIER OF PORTABLE RADIOS IN CLASS B PUSH-PULL OPERATION

- Complementary to SK8550
- Collector Current $I_c=1.5A$
- Collector Dissipation $P_c=2W$ ($P_c=25^\circ C$)

CLASSIFICATION h_{FE} (2)

Classification	B	C	D
h_{FE} (2)	85-160	120-200	160-300

ABSOLUTE MAXIMUM RATINGS ($T_a=25^\circ C$)

Characteristic	Symbol	Rating	Unit
Collector-Base Voltage	V_{CB0}	40	V
Collector-Emitter Voltage	V_{CE0}	25	V
Emitter-Base Voltage	V_{EB0}	6	V
Collector Current	I_c	1.5	A

Characteristic	Symbol	Rating	Unit
Collector Dissipation	P_c	1	W
Junction Temperature	T_j	150	$^\circ C$
Storage Temperature	T_{stg}	-65~150	$^\circ C$

ELECTRICAL CHARACTERISTICS ($T_a=25^\circ C$)

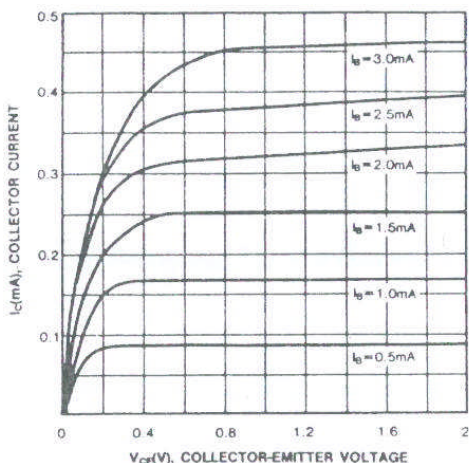
Characteristic	Symbol	Min	Typ	Max	Unit	Test Conditions
Collector-Base Breakdown Voltage	BV_{CB0}	40			V	$I_c=100\mu A, I_E=0$
Collector-Emitter Breakdown Voltage	BV_{CE0}	25			V	$I_c=2mA, I_B=0$
Emitter-Base Breakdown Voltage	BV_{EB0}	6			V	$I_E=100\mu A, I_C=0$
Collector Cutoff Current	I_{CB0}			100	nA	$V_{CB}=35V, I_E=0$
Emitter Cutoff Current	I_{EB0}			100	nA	$V_{EB}=6V, I_C=0$
DC Current Gain	h_{FE1}	45	135			$V_{CE}=1V, I_c=5mA$
	h_{FE2}	85	160	300		$V_{CE}=1V, I_c=100mA$
	h_{FE3}	40	110			$V_{CE}=1V, I_c=800mA$
Collector-Emitter Saturation Voltage	$V_{CE(sat)}$		0.28	0.5	V	$I_c=800mA, I_B=80mA$
Base-Emitter Saturation Voltage	$V_{BE(sat)}$		0.98	1.2	V	$I_c=800mA, I_B=80mA$
Base-Emitter Voltage	V_{BE}		0.66	1	V	$V_{CE}=1V, I_c=10mA$
Output Capacitance	C_{ob}		9.0		pF	$V_{CB}=10V, I_E=0, f=1MHz$
Current Gain-Bandwidth Product	f_T	100	190		MHz	$V_{CE}=10V, I_c=50mA$

TRANSISTOR 三極管 (SOUTH KOREA SEMICONDUCTOR)

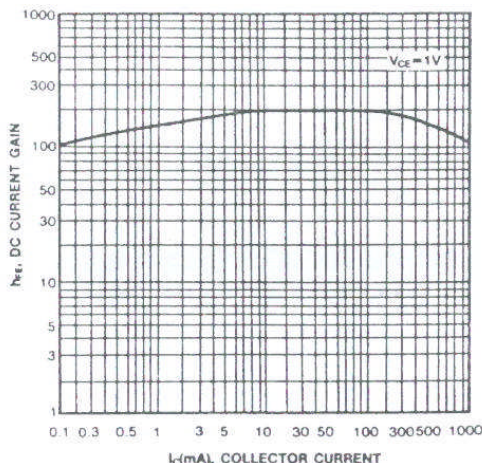
www.DataSheet4U.com

SK8050

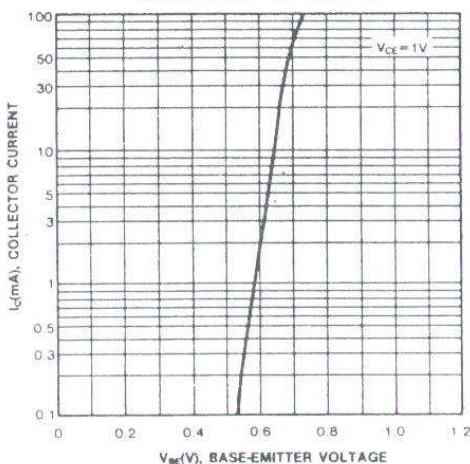
STATIC CHARACTERISTIC



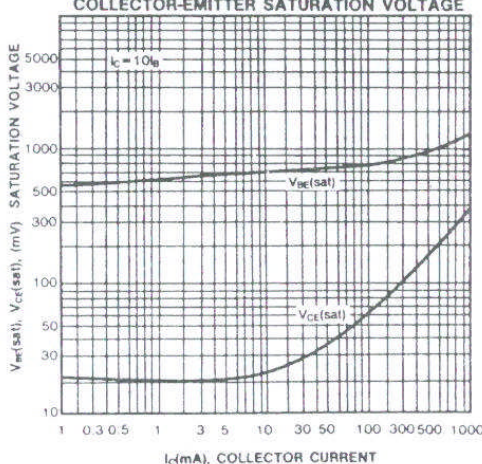
DC CURRENT GAIN



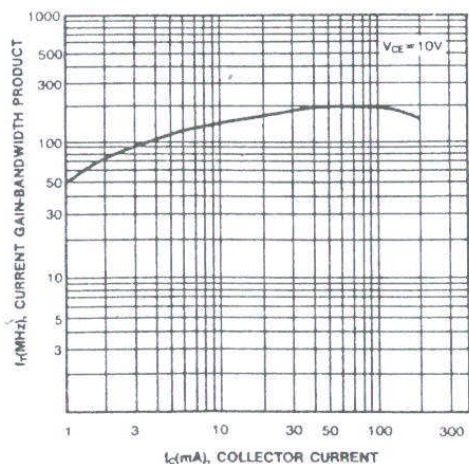
BASE-EMITTER ON VOLTAGE



BASE-EMITTER SATURATION VOLTAGE
COLLECTOR-EMITTER SATURATION VOLTAGE



CURRENT GAIN-BANDWIDTH PRODUCT



COLLECTOR OUTPUT CAPACITANCE

